


# MANCHESTER CITY COUNCIL SPEND ANALYSIS


2017/18

This analysis demonstrates the wider contribution that procurement can make to a local economy and how it can support the achievement of wider outcomes. The analysis was conducted by the Centre for Local Economic Strategies (CLES) for Manchester City Council as part of an ongoing partnership.



**£430.7 million**

Amount spent by Manchester City Council with its top 300 suppliers in financial year 2017/18.



**£307 million**

Amount spent with Manchester based organisations in 2017/18, or 71.3% of the total spend with the top 300 suppliers. It was 51.5% in 2008/09.



**61.7%**

The proportion of procurement spend with SMEs has increased from 46.6% in 2014/15.




**£119.6 million**

Estimated re-spend of the top 300 suppliers back in the Manchester economy on local employees and suppliers of their own in 2017/18.



**1,302 jobs**

Suppliers to Manchester City Council created an estimated 1,302 jobs in Manchester in 2017/18.



**158,591 hours support**

Suppliers to Manchester City Council provided an estimated 158,591 hours of support to the voluntary and community sector in 2017/18.



**1,788 opportunities**

Suppliers to Manchester City Council created an estimated 1,788 employment opportunities for 'hard to reach' individuals in Greater Manchester in 2017/18.



**665 apprenticeships**

Suppliers to Manchester City Council created an estimated 665 apprenticeships in Manchester in 2017/18.